



**Safety Advisory (Updated)**  
MSA Green Colored V-Gard® Protective Caps

August 10, 2018

**MSA Corporate Center**  
1000 Cranberry Woods Drive  
Cranberry Township, PA 16066  
800.MSA.2222  
www.MSAafety.com

**Dear MSA Head Protection Customer,**

***MSA is issuing this update to the July 17, 2018 Safety Advisory to communicate revised recommendations from MSA based on test results and to reflect a revised date range for potentially affected protective caps.***

MSA is issuing this Safety Advisory to inform you that MSA has received field reports that a limited number of green colored MSA V-Gard Protective Caps are cracking. The cracking is detectable upon visual inspection and occurs at the top of the cap, as shown in Figure 1. Note that MSA's Type I Protective Helmet Instructions, which are shipped with each V-Gard Protective Cap, require that an inspection be performed before and after each use and that damaged shells be replaced. See Figure 2. The label on the V-Gard Protective Caps also requires replacement of any part showing wear or damage before using.

The July 17, 2018 version of this Safety Advisory communicated that, when a crack occurs in a cap, the impact and penetration protection of the cap may be affected. However, additional testing has been performed and MSA has determined that the crack does not affect the impact or penetration performance of the helmet. However, the crack does void the Class E rating of the protective cap.

Additionally, effective with this update, MSA is expanding the date range associated with the Safety Advisory to include any month between April and October 2017.

Considering the test results and the fact that the cracks are detectable, MSA is recommending that you remove protective caps exhibiting signs of cracking from service and replace them via our warranty program, rather than replacing all potentially impacted protective caps before cracks are observed. However, in an effort to provide our customers with superior service, MSA will honor requests to replace ANY green colored V-Gard cap meeting the criteria in the "Identifying and Addressing Affected MSA V-Gard Protective Caps" section of this Safety Advisory.

**MSA is advising all V-Gard Protective Cap customers to remove from service, render unusable and dispose of any protective caps that exhibit cracking.**



**Figure 1 – Cracking in a Green Colored MSA V-Gard Protective Cap**

**INSPECTION:**

Before and after each use, inspect the helmet for wear and damage:

**Shell**

1. Inspect the shell for breakage, cracks, craze pattern, discoloration, chalky appearance, or any other unusual condition.

If any of these conditions exist, replace shell immediately, as these conditions can indicate that helmet has lost its capacity to protect from impact, penetration, and/or electrical shock.

**Suspension**

1. Check suspension for loss of flexibility.
2. Check suspension for cracks, breaks, frayed straps, or damaged stitching.

If any of these conditions exist, replace suspension before wearing helmet.

**Figure 2 – Inspection Instructions from MSA Type I Protective Helmet Instructions**

### Identifying and Addressing Affected MSA V-Gard Protective Caps

Should you elect to replace all potentially affected MSA V-Gard Protective Caps, use the following steps to identify potentially affected product.

- 1) **Confirm that the cap is green in color and a cap style with a brim only in the front.**  
See Figure 1.
- 2) **Review the label on the back inside of your cap to confirm that it is a V-Gard.**
- 3) **Confirm that the protective cap was manufactured between April 2017 and October 2017.** The manufacturing date is molded into the helmet underneath the front brim. See Figure 3.
- 4) **Confirm that the protective cap has “ENSAMBLADO in MEXICO” molded under the brim OR has a label with “PRODUCT OF U.S.”.** See Figure 4 and Figure 5.

Note: Color variations in the following figures are due to lighting conditions at time of photography to enhance figure legibility. This is not indicative of variation in color of the actual product




Figure 3 – Manufacturing Date

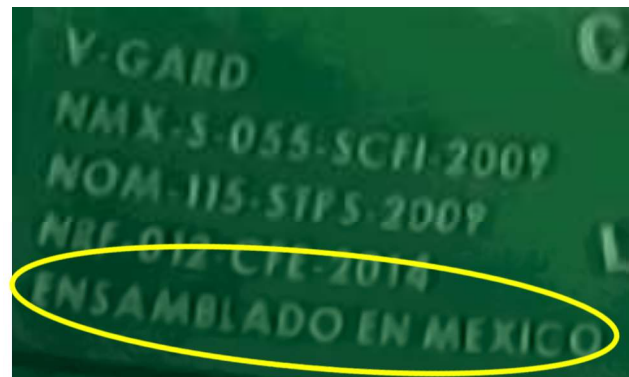
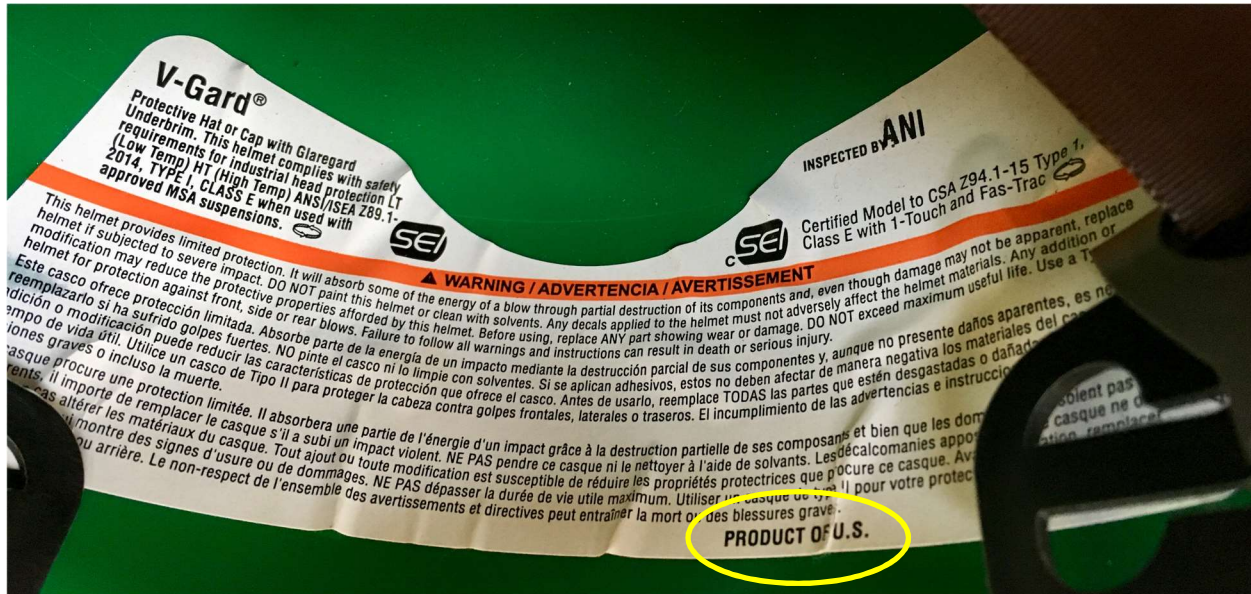


Figure 4 – ENSAMBLADO EN MEXICO



**Figure 5 – V-Gard Label with PRODUCT OF U.S.**

### **Replacing Affected MSA V-Gard Protective Caps**

We recognize that this is an inconvenience and in an effort to minimize any disruption, we pledge to take any replacement actions as expeditiously as possible.

If you are in possession of cracked or potentially affected green colored MSA V-Gard Protective Caps, we will provide you with replacements free of charge.

To receive your replacements, complete the enclosed MSA V-Gard Protective Cap Replacement Form and e-mail it to Customer Service as indicated on the form. If the caps were originally purchased with a customized logo, please provide the original logo order number and we will apply the logo to the replacement caps. Replacement caps will be shipped to you.



**MSA Corporate Center**  
1000 Cranberry Woods Drive  
Cranberry Township, PA 16066  
800.MSA.2222  
www.MSAafety.com

**MSA Customer Service Contact Information:**

If you have any questions regarding this Safety Advisory, please contact MSA Customer Service as follows:

- U.S., Canada, or U.S. Territories – 1-866-672-0005 or by email at: [ProductSafetyNotices@MSAafety.com](mailto:ProductSafetyNotices@MSAafety.com).
- Outside the U.S., Canada, and U.S. Territories – 724-776-8626 or by email at: [LAMZonecs@MSAnet.com](mailto:LAMZonecs@MSAnet.com).

We apologize for any inconveniences that this may cause; however, your safety and continued satisfaction with our products is important to us.

Best regards,

A handwritten signature in blue ink that reads "Nathan Andrulonis".

Nathan Andrulonis  
Manager of Product Safety

PS18020-15



### MSA V-Gard Protective Cap Replacement Form

Please complete this form and email it to the appropriate MSA Customer Service address below:

- U.S., Canada, or U.S. Territories – [ProductSafetyNotices@MSAsafety.com](mailto:ProductSafetyNotices@MSAsafety.com)
- Outside the U.S., Canada, and U.S. Territories – [LAMZonecs@MSAnet.com](mailto:LAMZonecs@MSAnet.com)

**MSA Corporate Center**  
 1000 Cranberry Woods Drive  
 Cranberry Township, PA 16066  
 800.MSA.2222  
 www.MSAsafety.com

Multiple orders can be placed by submitting additional copies of this form.

Name: \_\_\_\_\_

Company Name: \_\_\_\_\_

Shipping Address: \_\_\_\_\_  
 \_\_\_\_\_  
 \_\_\_\_\_

Phone: \_\_\_\_\_ E-Mail: \_\_\_\_\_

I confirm my understanding that MSA V-Gard Protective Caps that are being replaced must be removed from service, rendered unusable and disposed of.

Signature/Date: \_\_\_\_\_

Suspension Type	Size	Accessories (Lamp Bracket, Cord Holder or none)	Helmet Logo Order Number (if applicable)	Quantity
1-Touch®	_____	_____	_____	_____
Fas Trac® III	_____	_____	_____	_____
Staz-On®	_____	_____	_____	_____
Swing-Ratchet	_____	_____	_____	_____